

STICKWELDER

STICKWELDER 5001C Series

● Heavy Industrial

Stickwelder 5000 Series – The Stickwelder 5000 Series is a heavy-duty unit capable of both Stick Welding and TIG welding with a lift start. Its 400 Amps of power combined with a high-duty cycle and special dynamic characteristics for cellulosic and basic electrodes make the Stickwelder 5000 Series the perfect addition for any heavy-duty fabrication shops.

FEATURES

- Specially designed for tough conditions.
- Heavy-duty power source.
- Extremely rugged, reliable and easy-to-use.
- Excellent welding characteristics for Stick welding with any kind of rods, especially cellulosic, TIG welding.
- Arc length control insures facility of tack welding.
- Low energy consumption.
- High power at 100% Duty Cycle, tested in 140°F/60°C.
- Suitable for use with main cable lengths up to 330 feet (100 meters).
- Automatic compensation of main voltage fluctuations within ± 20%.
- Pre-set of current on digital display, digital Ammeter and Voltmeter.
- Possibility of activating the VRD function.
- Generator adapted.
- Comprehensive 3 Year Warranty.



PROCESSES



SMAW

GTAW (DC) - SCRATCH / LIFT START

STICKWELDER 5001C Series Technical Specification	STICKWELDER 5001C		STICKWELDER 5001VC	
Process	Stick Electrode	TIG (Lift)	Stick Electrode	TIG (Lift)
Input Voltage Range (Three Phase, 50/60 Hz)	380 V±15%		(400/440/460/480 V)±10%	
	Parameters In 380 V±15% :		Parameters In 460 V ±15% :	
Primary Current@Max Welding Current	36 A	26 A	26 A	21.5 A
Maximum Primary Effective Current (I1 eff max)	27 A	19.5 A	23 A	18.5 A
Welding Current Range	20 - 400 A	20 - 400 A	20 - 400 A	20 - 400 A
Duty Cycle @ Maximum Welding Current in 104° F (40° C)	40% (400 A)	40% (400 A)	55% (400A)	60% (400A)
Welding Current @ 100% Duty Cycle in 104° F (40° C)	330 A @ 100%	330 A @ 100%	360 A @ 100%	370 A @ 100%
Welding Current @ 60% Duty Cycle in 104° F (40° C)	350 A @ 60%	350 A @ 60%	390 A @ 60%	400 A @ 60%
Open Circuit Voltage : Volt	80V DC	80 V DC	80 V DC	80 V DC
Output Voltage Range : Volt	20.8 - 36 V	10.8 - 26 V	20.8 - 36 V	10.8 - 26 V
Weight : lb (Kg)	117 lb. (53 Kg)		126 lb. (57 Kg)	
Dimensions Including Handle (D,W,H) : inch (mm)	26 x 17.7 x 28 inch (660 x 450 x 715 mm)			

CANAWELD RESERVES THE RIGHTS OF CHANGING THE SPECIFICATION WITHOUT NOTICE

Available Models :

STICKWELDER 5001VC (PLC5130686)

Input voltage: (440/460/480 V) ± 10%

STICKWELDER 5001C (PLT5130685)

Input voltage: 400 ± 15%















What Is Included

STICKWELDER 5001C Series

ITEM	PART NO.	
*STICKWELDER 5001VC	PLS5130686	
*STICKWELDER 5001C	PLS5130685	
Electrode holder Set (500 A - 10 ft), AWG 1	ALP2280098	
Ground Clamp Set (500 A - 10 ft), AWG 1	ALP1980453	
Leg Support	CGB1235695	

* Please select your preferences

OPTIONAL ACCESSORIES

PRODUCT	PART NO.		PRODUCT	PART NO.	
Ground Clamp Set (500 A - 10 ft), AWG 2	ALP2280503		TIG Consumable Kit	ALPTORCHCON26	
Ground Clamp Set (500A - 20 ft), AWG 2	ALP2280504		Gas Inlet	CGA3180121	
Electrode holder Set (500 A - 10 ft), AWG 2	ALP2280097		Superior True-View Welding Helmet Series	CWPOWER-990T-BLK	
Electrode holder Set (500 A - 20 ft), AWG 2	ALP2280101		Classic Duty Welding Helmet Series	CWELITE-550S-BLK	
TIG Torch Air Cooled (26 SERIES)	CWSG26VFX-SL-12-SL-GS4		Premium All-Function Welding Helmet Series	CWPOWER-980S-BLK	
Regulator	CW-RLV-150-60CF-AR		Premium All-Function Welding Helmet Series	CWPOWER-980S-CO	
Gas Welding Hose	TLJ1080188	