

STICKWELDER


● Light Industrial

STICKWELDER 162-D

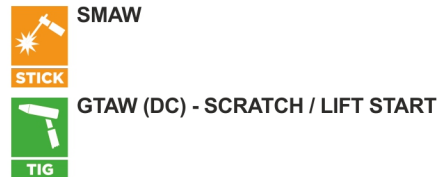
The **Stickwelder 162-D** is a portable, powerful and versatile welding machine. This unit is capable of either Stick Welding or TIG welding with a lift start. This machine features an extra function that decreases the power draw of the unit, making it safer and more efficient to work with in adverse conditions. These features plus its lightweight construction make it the ideal choice for light to medium duty projects in all types of weather. This machine is capable of easily welding rods from 1/16 inches (1.6 mm) to 5/32 inches (4.0 mm).

FEATURES

- Excellent arc characteristics with the most common rods up to 5/32".
- Low power consumption.
- Ability to work outdoors with adequate power generator.
- Fan cooled and thermally protected against overloading.
- Light weight, Carrying belt for easy transportation.
- Ability to use up to 165 feet (50 meters) leads without any power loss at the weld.
- Two available welding processes Stick and TIG (Lift).
- Tested in (104°F /40°C), designed for the toughest conditions.
- Large size Dinse style welding connectors.
- Metal faced panel.
- Comprehensive 3 Year Warranty.



PROCESSES



Stickwelder 160 Series Technical Specification

Process	Stick Electrode	TIG (no HF)	Stick Electrode	TIG (no HF)
Input Voltage, Single Phase, 50/60 Hz	208 to 240 V(±10%)		105 to 120 V (±10%)	
Primary Current@Max Welding Current	34 A	23 A	40 A	26 A
Maximum Primary Effective Current (I1 eff max)	22 A	14 A	30 A	19 A
Welding Current Range	20 - 160 A	10 - 160 A	20 - 110 A	10 - 110 A
Duty Cycle @ Maximum Welding Current in 104° F (40° C)	25% (160 A)	30% (160 A)	30% (110A)	30% (110A)
Welding Current @ 100% Duty Cycle in 104° F (40° C)	110 A	110 A	85 A	85 A
Open Circuit Voltage : Volt	86 V , 15 V (VRD)	15 V (VRD)	88 V,15 V (VRD)	15 V (VRD)
Output Voltage Range : Volt	20.8 - 26.4 V	10.4 - 16.4 V	20.8 - 24.4 V	10.4 - 14.4 V
Weight : lb. (Kg)	18 lb. (8 Kg)			
Dimensions Including Handle (D,W,H) : inch (mm)	17 x 6 x 11 inch (430 x 150 x 300 mm)			

CANAWELD RESERVES THE RIGHTS OF CHANGING THE SPECIFICATION WITHOUT NOTICE







Available Model :

STICKWELDER 162-D (PLB8650641)













What Is Included

STICKWELDER 160 Series

ITEM	PART NO.	
STICKWELDER 162-D	PLB7580153	
Canaweld Bag	TGJ2780145	
Electrode holder Set (250 A - 10 ft), AWG 4	ALP2280095	
Ground Clamp Set (250 A - 10 ft), AWG 4	ALP1980449	
Adapter Plug 230-120V	CGA9980060	
Shoulder Strap	CGA9980052	

OPTIONAL ACCESSORIES

PRODUCT	PART NO.	
TIG Torch Air Cooled (26 SERIES)	CWSG26VFX-SL-12-SL-GS4	
Regulator	CW-RLV-150-60CF-AR	
Gas Welding Hose (10 ft)	TLJ1080188	
Ground Clamp Set (250 A - 20 ft), AWG 4	ALP1980448	
Ground Clamp Set (250 A - 30 ft), AWG 4	ALP1980451	
Ground Clamp Set (250 A - 50 ft), AWG 4	ALP1980452	
Electrode holder Set (250 A - 20 ft), AWG 4	ALP2280449	
Electrode holder Set (250 A - 30 ft), AWG 4	ALP2280470	
Electrode holder Set (250 A - 50 ft), AWG 4	ALP2280472	

PRODUCT	PART NO.	
Welder Cart For Single Phase Machines	TGJ2250681	
TIG Consumable Kit (TIG TORCH 26Series)	ALPTORCHCON26	
Gas Inlet	CGA3180121	
Adapter Plug 230-120V	CGA9980060	
Superior True-View Welding Helmet Series	CWPOWER-990T-BLK	
Classic Duty Welding Helmet Series	CWELITE-550S-BLK	
Premium All-Function Welding Helmet Series	CWPOWER-980S-BLK	
Premium All-Function Welding Helmet Series	CWPOWER-980S-CO	